



Visual resources: day timetable

9:15 - 9:30	9:30 - 9:45	9:45 - 10:00	10:00 - 10:15	10:15 - 10:30
 Registration				



10:30 - 11:00




Snack and play

We've included some suggested times. Write your own over the top to match your timetable, or create your own version!

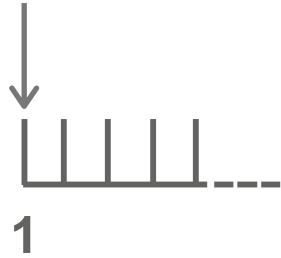
Visual resources: day timetable

11:00 - 11:15	11:15 - 11:30	11:30 - 11:45	11:45 - 12:00	12:00 - 12:15
12:15 - 12:30	12:30 - 13:30			
	  <p data-bbox="884 1300 1355 1364">Lunch and play</p>			


Visual resources: day timetable

13:30 - 13:45	13:45 - 14:00	14:00 - 14:15	14:15 - 14:30	14:30 - 14:45
14:45 - 15:00	15:00 - 15:15	15:15		
		 Home time		

Visual resources: First, then board



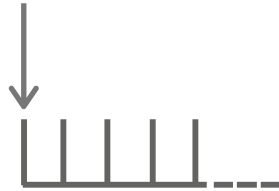
First



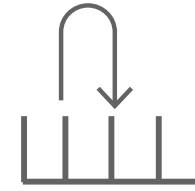

Then



Visual resources: Now, next board



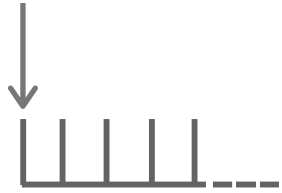
Now



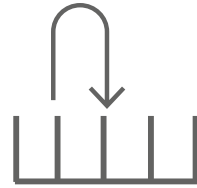

Next



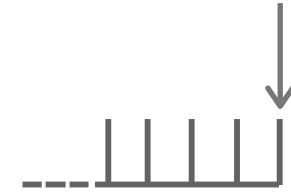

Visual resources: Now, next, then board




Now



Next

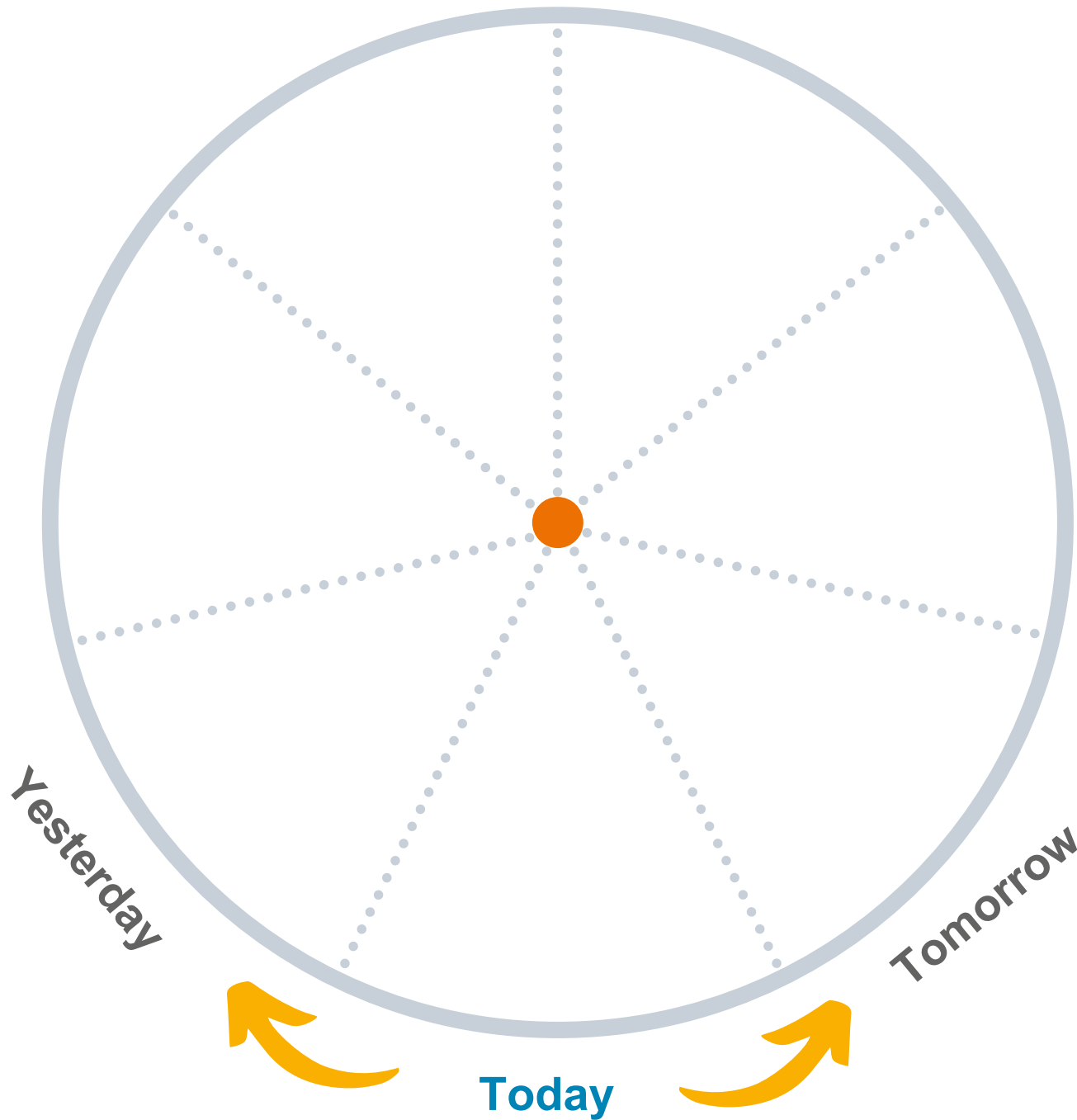


Then

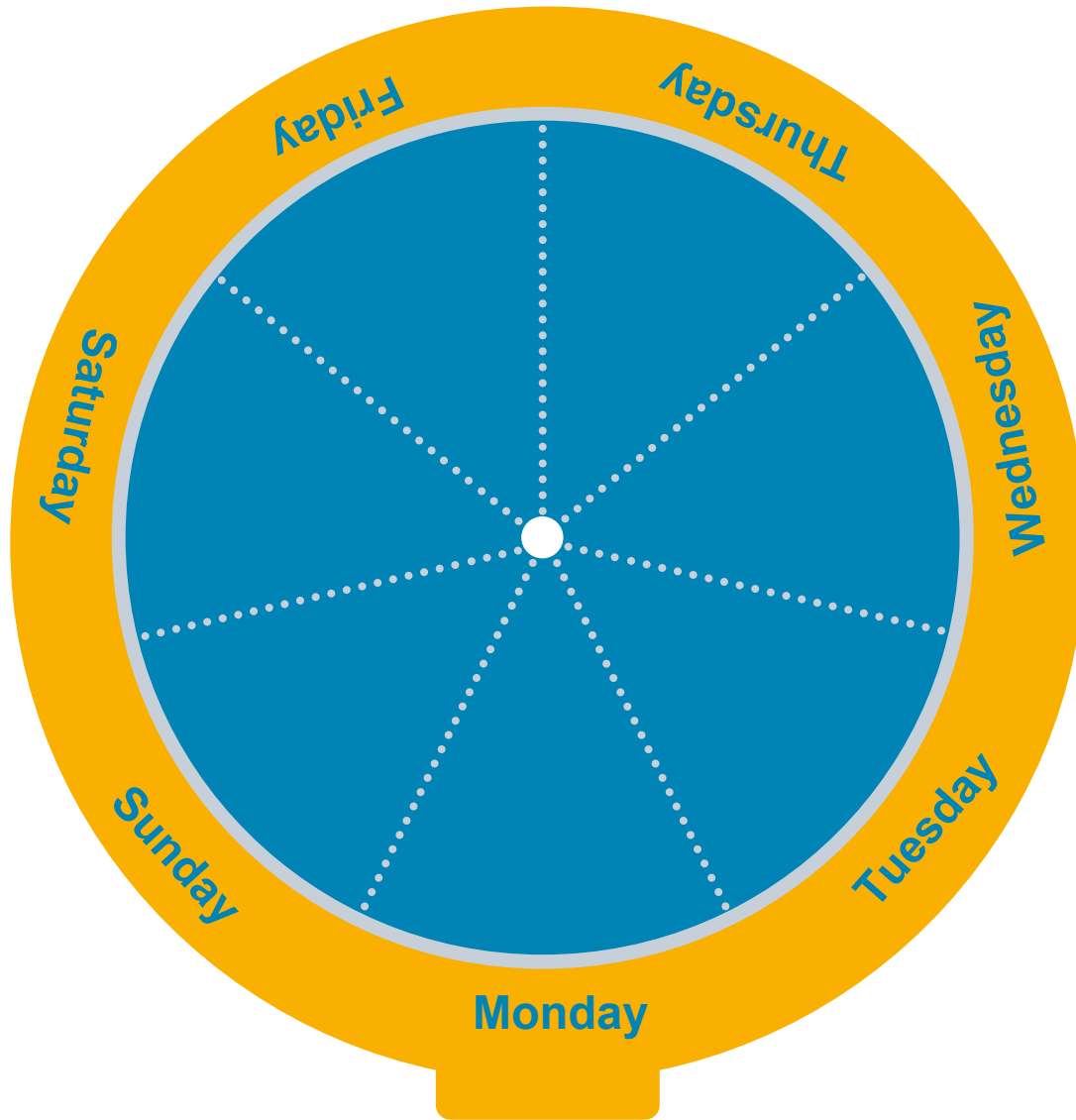


Visual resources: Days of the week spinning wheel

Days of the week



Visual resources: Days of the week spinning wheel



Instructions

1. Print both pages (use card and laminate to help it last)
2. Once printed cut out both wheels
3. Using something sharp, pierce a hole through the white and orange dots with the days wheel on top. (Use blue tack or something soft to protect your fingers and surfaces whilst making the hole)
4. Use a split pin to fasten the wheels together and your days of the week spinning wheel is ready to use!


Visual resources: reinforcer icons



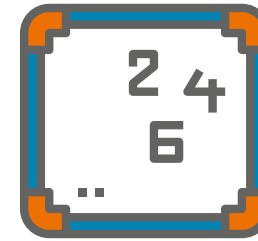
Computer



iPad




Playground



Whiteboard




Water play



Board game



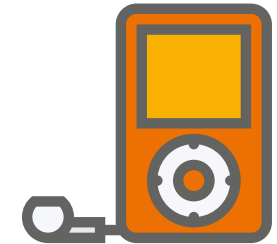
Spinny chair



Cars



Painting



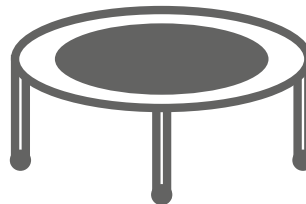
Music



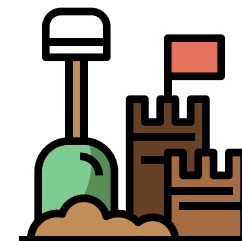
Blocks



Train



Trampoline



Sand play



Sensory room

Visual resources: Classroom icons



Table work




Group



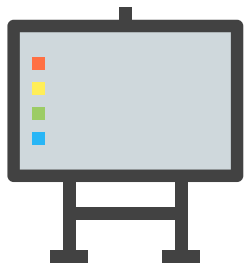
SaLT



OT



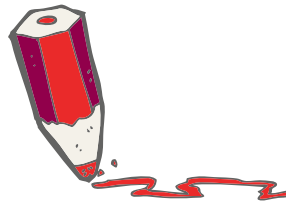
Typing



Big screen



Writing



Colouring




Reading



School trip



Music



Art



Maths



Lego



Puzzle

Visual resources: Classroom icons



Shops



Ball



Shower



Library



Yoga



School club



Cooking



Song time




Swimming




PSHE




Science




English



Assembly



Lunch



Snack