









An example of a visual timetable

9:15 - 9:30	9:30 - 10:30	10:30 - 11:30	11:30 - 12:30
			
Registration	English	Art	Maths
12:30 - 1:30	1:30 - 2:00	2:00 - 2:30	2:30 - 3:30
			
Lunch	Music	Exercise	Story time

This is an example of a visual timetable for a school day. This structure can be used for all sorts of other scenarios like getting ready for bed, or preparing for a trip to the dentist.

Try using velcro for the activities so the timetable can be changed on a daily basis. Children can then also be involved in putting in when they'd like to do the different activities throughout the day.